

Home learning plan Spring 1

Reception home learning - Spring term 1

The information below provides work and links to our weekly objectives in English, Maths, and topic should you find your child needs to isolate. If you have any questions please send a message to your class teacher via ClassDojo.


Week beginning 10/1/2022

This week we are working on 'Zog' and thinking about dragons from other stories that we know.

English	Phonics	Maths	Topic	Physical
<p>Read the story of 'Zog' by Julia Donaldson or watch using the link: https://www.youtube.com/watch?v=TaN4IkLEXAc</p> <p>You can also watch the animated version using the following link: https://www.bbc.co.uk/iplayer/episode/b0bwdw8v/zog</p> <p>Discuss the story together. What happened in the story? Who were the characters in the story and what was the setting? Discuss any vocabulary the children have found interesting.</p> <p>Draw your favourite part of the story.</p> <p>Challenge yourself to labelling or writing a short sentence.</p>	<p>This week we are practising the sounds that we have learnt up until now. (phase 2)</p> <p>Play some of the following games to practise reading words using the sounds. https://www.phonicsbloom.com/uk/game/list/phonics-games-phase-2 (there are a few games to choose from which would be appropriate)</p> <p>Watch the following link to practise writing some of our sounds: https://www.youtube.com/watch?v=4T_EE6PcZbY</p>	<p>Please access your school jam app and play some games which</p> <p>(A letter was sent out previously which contains your child's log in details.)</p> <p>This week we are focusing on Number bonds; the following game will support your child with their understanding.</p> <p>Part-whole picnic.</p> <p>For alternative game ideas the following websites also have games: https://www.topmarks.co.uk/ https://www.ictgames.com/mobilePage/index.html https://www.busythings.co.uk/play/# user name: home06980 password - pupil</p>	<p>Use coloured card/ textured paper to make a dragon character who would go to school with Zog.</p> <p>Use construction toys (building blocks, lego etc) to make a castle/ village that Zog would visit with the flying doctors.</p> <p>Watch different dragon films: 'How to train your dragon' 'Pete's dragon' etc.</p>	<p>Complete the 'dragon cosmic yoga'.</p> <p>https://www.youtube.com/watch?v=7NWzS2xziI4</p> <p>Complete the 'kids work out challenge'</p> <p>https://www.youtube.com/watch?v=T8jl4RnHHf0</p>


Home learning plan Spring 1
Week beginning 17/1/2022

This week we are reading 'Marmaduke' and continuing to find dragons in different stories.

English	Phonics	Maths	Topic	Physical
<p>Open the following power point and read the story. Talk about the story: why was Marmaduke different? What did Marmaduke do for the princess? Why were they such good friends? Talk about any new words in the story that your child does not know.</p>  <p>Marmaduke the Very Different Dragon.pptx</p> <p>Draw your own Marmaduke picture and make it sparkly!</p> <p>Can you add labels to show the extra detail that you have added such as spots etc.</p> <p>Write a message/ draw a picture to Marmaduke to tell him about something that is different or special about you.</p>	<p>This week we are introducing the sounds W, V, X, Y Please watch the following link to make sure that you are correctly saying the new sound: https://www.youtube.com/watch?v=BqhXUW_v-1s</p> <p>Watch the following link for the jolly phonics song and sing together: https://www.youtube.com/watch?v=hlQ5L9xgU4g</p> <p>Use the following link and play games practising reading words: https://www.busythings.co.uk/play/ (early years- reception – literacy- phonics – phase 1 or phase 2 games) user name: home06980 password - pupil</p>	<p>Please access your school jam app and play some games which (A letter was sent out previously which contains your child's log in details.)</p> <p>This week we are focusing on Number bonds including subtraction and addition; the following game will support your child with their understanding.</p> <p>A big part of mathematics (explaining video) Sea- share 1</p> <p>For alternative game ideas the following websites also have games: https://www.topmarks.co.uk/ https://www.ictgames.com/mobilePage/index.html https://www.busythings.co.uk/play/# user name: home06980 password - pupil</p>	<p>Get some paints and mix some colours for your own dragon.</p> <p>Can you think of how you can add some texture? (Bubble wrap, circle containers to make scales, fork to make hair)</p> <p>Can you work on your fine motor skills? You can thread cheerios onto spaghetti, use tweezers to collect small items or thread beads. (or any other good ideas that you have!)</p>	<p>Watch the following link and complete the exercise challenges.</p> <p>https://www.youtube.com/watch?v=h3Xrtm0IVnY</p>




Home learning plan Spring 1
Week beginning 24/1/2022

This week we are learning about Knights and castles.

English	Phonics	Maths	Topic	Physical
<p>Watch the reading of 'Sir Scallywag and the golden underpants.' https://www.youtube.com/watch?v=cQZqe3jNJOw</p>  <p>t-t-8112-castle-photo-powerpoint_ver_3.pp</p> <p>Look at the above power point and look at the castle pictures. Talk about what they can see in each of the picture. What are the similarities and differences between them all? Can you find out any more facts?</p> <p>Write a message to someone and tell them about what you have been learning.</p>	<p>This week we are practising the sounds that we have learnt up until now. (phase 2: s, a, t, p, i, n, m, d, g, o, c, k. ck, e, u, r, h, b,)</p> <p>Play some of the following games to practise reading words using the sounds. https://www.phonicsbloom.com/uk/game/list/phonics-games-phase-2 (there are a few games to choose from which would be appropriate)</p> <p>Watch the following link to practise writing some of our sounds: https://www.youtube.com/watch?v=4T_EE6PcZbY</p>	<p>Please access your school jam app and play some games which</p> <p>(A letter was sent out previously which contains your child's log in details.)</p> <p>This week we are focusing on numbers 6 and 7; the following game will support your child with their understanding.</p> <p>Treasure counting.</p> <p>For alternative game ideas the following websites also have games: https://www.topmarks.co.uk/ https://www.ictgames.com/mobilePage/index.html https://www.busythings.co.uk/play/# user name: home06980 password - pupil</p>	<p>Make and decorate a princess and a knight. Think about some interesting detail you can add.</p> <p>watch a programme or about knights and princesses. What about Sofia the first or Mike the knight. Can you think of any others? Can you work on your cutting skills?</p> <p>Draw some patterns onto a strip of paper or card and cut along them. Make a finger puppet and carefully cut it out, cut pictures out of an old magazine or make a collage using lots of pieces of cut up coloured paper.</p>	<p>Visit the 'sticky kids' you tube channel and choose your child's favourite song to get active. (We have been using these in school)</p> <p>https://www.youtube.com/channel/UC4u3fUr5gb7MrMLzj6j2UA</p> <p>Choose a 'wake up with Joe' exercise video to follow.</p> <p>https://www.youtube.com/watch?v=l9sciRMnE1c</p>

Home learning plan Spring 1
Week beginning 31/1/2022


This week we are learning about Chinese New Year and how it is celebrated.

English	Phonics	Maths	Topic	Physical
 <p>t-t-4794-chinese-new-year-story-powerpoi</p> <p>Look at the above power point and talk about Chinese New Year and what this means.</p> <p>Have a look through any non-fiction books you have or go onto the internet to find out more information about how Chinese New Year is celebrated.</p> <p>Watch the following clips on Cbeebies: https://www.youtube.com/watch?v=c8ssHXZ9_qU https://www.youtube.com/watch?v=1cRMRp9-Z08</p> <p>https://chinesenewyear.net/</p> <p>Draw, label or write a sentence showing some of the information that you have found.</p>	<p>This week we are introducing the sounds FF LL SS ZZ</p> <p>Play some games to practise reading the sounds in words:</p> <p>https://www.busythings.co.uk/play/ (early years- reception – literacy- phonics – phase 1 or phase 2 games) user name: home06980 password - pupil</p> <p>https://www.phonicsplay.co.uk/</p>	<p>Please access your school jam app and play some games which</p> <p>(A letter was sent out previously which contains your child’s log in details.)</p> <p>This week we are focusing on numbers 6, 7, and 8; the following game will support your child with their understanding.</p> <p>All Aboard 1</p> <p>For alternative game ideas the following websites also have games: https://www.topmarks.co.uk/ https://www.ictgames.com/mobilePage/index.html https://www.busythings.co.uk/play/# user name: home06980 password - pupil</p>	<p>Watch the Cbeebies ‘Zodiac story’ by following the link: https://www.youtube.com/watch?v=eVClAj8q_IY Have a closer look at the animals here: https://www.youtube.com/watch?v=lQbvB5x5O9M</p> <p>Research the Chinese New Year animal that you are from the year of your birth.</p> <p>Think of a creative way to make a dragon (there are some picture ideas below)</p>  	<p>Choose some yoga that you would like to join in with:</p> <p>https://www.youtube.com/user/cosmickidsyoga</p>

Home learning plan Spring 1


Week beginning 7/2/2022

This week we are reading the story 'Cinderella'.

English	Phonics	Maths	Topic	Physical
<p>Read the story of Cinderella in your own book or read through the following Power point.</p>  <p>Twinkl Cinderella PP.pdf</p> <p>Talk about the story and what has happened. Write a sentence to explain your favourite part of the story or draw a picture and add some labels.</p> <p>Use dolls or make stick puppets to act out the story and what happened.</p> <p>Watch one of the Cinderella films.</p> <p>Draw a picture of one of the characters in the story and write what they might say in a speech bubble.</p>	<p>This week we are practising all of our phase 2 sounds.</p> <p>Please watch the following link to make sure that you are correctly saying the sounds: https://www.youtube.com/watch?v=BqhXUW_v-1s</p> <p>Watch the following link for the jolly phonics song and sing together: https://www.youtube.com/watch?v=hIQ5L9xgU4g</p> <p>Practise forming the letters. The following link shows the correct formation: https://linkpenfonts.co.uk/index.php?main_page=page&id=35</p> <p>Play some games on busy things or phonics play selecting phase 2 and the sounds we have already learnt. https://www.busythings.co.uk/play/# (early years- reception – literacy- phonics – phase 1 or phase 2 games) user name: home06980 password - pupil https://www.phonicsplay.co.uk/</p>	<p>Please access your school jam app and play some games which</p> <p>(A letter was sent out previously which contains your child's log in details.)</p> <p>This week we are focusing on numbers 9 and 10. Use practical equipment eg. Stones, pasta etc and count up to 10. Investigate the numbers looking at the numbers that go together to make 10.</p> <p>For alternative game ideas the following websites also have games: https://www.topmarks.co.uk/ https://www.ictgames.com/mobilePage/index.html https://www.busythings.co.uk/play/# user name: home06980 password - pupil</p>	<p>Complete some mini missions to support understanding of algorithms. (these are all activities that can be done without a computer.)</p> <p>See the sheet attached to this plan for some mission ideas or visit https://www.barefootcomputing.org/docs/default-source/at-home/mini-missions_online_resourcegrid.pdf</p> <p>for more suggestions.</p> <p>Make flowers using kitchen towel: your flowers can be 2D or 3D. Colour a part with felt tip.... Add water and then watch what happens!</p> <p>For an example watch: https://www.youtube.com/watch?v=GFDUWsDDdBU</p> <p>Dress up like a prince or princess and have a party with your teddys!</p>	<p>Complete some just dance for kids dances; here are some of our favourites:</p> <p>https://www.youtube.com/watch?v=ziLHZzKbMUo</p> <p>https://www.youtube.com/watch?v=mYLhX6aJ32o</p> <p>https://www.youtube.com/watch?v=Jf_dEcgeJWo</p>

Home learning plan Spring 1
Week beginning 14/2/2022

This week we are learning about balls and banquets and how people used to celebrate.

English	Phonics	Maths	Topic	Physical
<p>Look at the information about medieval banquets. How is what they do different or the same as parties that we have?</p>  <p>T-H-140-Medieval-Banquet-Information-Po</p> <p>Write a simple invitation to ask a someone in your family to go to your ball (see topic)</p> <p>Learn the song 'There was a princess long ago.' https://www.youtube.com/watch?v=WMIzCy2qM2k</p> <p>Look around your house and add some labels using post its to your toys or other objects. Think about the sounds that you know and segment the words.</p>	<p>Continue to practise the sounds that we have learnt so far (all of phase 2 s, a, t, p, i, n, m, d, g, o, c, k. ck, e, u, r, h, b, f, ff, l, ll, ss.) using the following games:</p> <p>https://www.busythings.co.uk/play/# (early years- reception – literacy- phonics – phase 1 or phase 2 games) user name: home06980 password - pupil</p> <p>https://www.phonicsplay.co.uk/</p> <p>https://www.phonicsbloom.com/</p> <p>https://www.ictgames.com/</p>	<p>Please access your school jam app and play some games which</p> <p>(A letter was sent out previously which contains your child's log in details.)</p> <p>This week we are focusing on 9 and 10; the following game will support your child with their understanding.</p> <p>Rocket launch 2.</p> <p>For alternative game ideas the following websites also have games: https://www.topmarks.co.uk/mobilePage/index.html https://www.ictgames.com/mobilePage/index.html https://www.busythings.co.uk/play/# user name: home06980 password - pupil</p>	<p>Make some playdough whilst discussing capacity. This recipe uses cups as measurements. Can you talk about the cups being, full, half full and empty?</p> <p>https://theimaginationtree.com/best-ever-no-cook-play-dough-recipe/</p> <p>Spend some time working your hand muscles using playdough to pull, roll, stretch and squeeze. Using scissors to cut your dough or writing in your dough with a pencil are also good ideas.</p> <p>Watch the following link and join in with the 'dough disco'.</p> <p>https://www.youtube.com/watch?v=i-lfzeG1aC4</p> <p>Pretend you are having your own ball. There are a few things you need to do:</p> <p>Can you write an invitation for your toys to attend too?</p> <p>Can you make bunting to decorate your ball area?</p> <p>Can you make a hennin? (a pointy hat) or a shield or sword for your costume?</p> <p>Finally can you make a special biscuit or some bread to bring to the ball?</p>	<p>Choose an exercise from 'Andy's wild workout' series. https://www.bbc.co.uk/iplayer/episode/p06tmn51/andys-wild-workouts-series-1-1-under-the-sea</p>