

Home learning plan Autumn term November – December 2021

**Reception home learning - Autumn term 2**

The information below provides work and links to our weekly objectives in English, Maths, and topic should you find your child needs to isolate. If you have any questions please send a message to your class teacher via ClassDojo.


**Week beginning 1/11/2021**

This week we are working on ‘The amazing pumpkin’ and continuing to think about signs of Autumn that we can see around us.


English	Phonics	Maths	Topic	Physical
<p>Read the story 'Pumpkin soup' or watch using the following link:  <a href="https://www.youtube.com/watch?v=IDax5kx2-Ks">https://www.youtube.com/watch?v=IDax5kx2-Ks</a></p> <p>Talk about the story and discuss any words that your child does not know or finds interesting as you watch the story.</p> <p>Can you make your own pumpkin or vegetable soup?                      Draw a picture of the ingredients that you have used.</p> <p>Practise writing your name using the correct formation</p>	<p><b>This week we are introducing the sounds s and a.</b></p> <p>Please watch the following link to make sure that you are correctly saying the new sound:  <a href="https://www.youtube.com/watch?v=BqhXUW_v-1s">https://www.youtube.com/watch?v=BqhXUW_v-1s</a></p> <p>Watch the following link for the jolly phonics song and sing together:  <a href="https://www.youtube.com/watch?v=hlQ5L9xgU4g">https://www.youtube.com/watch?v=hlQ5L9xgU4g</a></p> <p>Look around the house and find as many things you can starting with s and a. Can you sort out the things into 2 piles?</p> <p>Practise forming the letters s and a. The following link shows the correct formation:  <a href="https://linkpenfonts.co.uk/index.php?main_page=page&amp;id=35">https://linkpenfonts.co.uk/index.php?main_page=page&amp;id=35</a></p>	<p>Please practise counting using the following games (selecting up to 10):</p> <p><a href="https://www.topmarks.co.uk/learning-to-count/underwater-counting">https://www.topmarks.co.uk/learning-to-count/underwater-counting</a></p> <p><a href="https://www.topmarks.co.uk/learning-to-count/teddy-numbers">https://www.topmarks.co.uk/learning-to-count/teddy-numbers</a></p> <p><a href="https://www.busythings.co.uk/play/#">https://www.busythings.co.uk/play/#</a></p> <p>(early years- reception-maths)                      Username: home06980                      Password: pupil</p>	<p>Have a look in the garden or out of the window at your surroundings and find as many signs of Autumn as you can. Use leaves, twigs, acorns to make a creative autumn picture. If you have no access to resources please draw your own picture thinking about what you have seen.</p> <p>Read Winnie the witch and the amazing pumpkin:  <a href="https://www.youtube.com/watch?v=42q_lzJMBi4">https://www.youtube.com/watch?v=42q_lzJMBi4</a></p> <p>Draw some pictures of your favourite part of the story or favourite character.</p>	<p>Do some exercise using the following link:  <a href="https://youtu.be/7vuD66TYWY8">https://youtu.be/7vuD66TYWY8</a></p> <p><a href="https://www.youtube.com/watch?v=Akebm29sp18">https://www.youtube.com/watch?v=Akebm29sp18</a></p>

**Week beginning 8/11/2021**

This week we are thinking about ‘After the fall’ and looking at different firework patterns.

English	Phonics	Maths	Topic	Physical
<p>Read the story 'after the fall' or watch using the following link:  <a href="https://www.youtube.com/watch?v=dUKt1a6I3yw">https://www.youtube.com/watch?v=dUKt1a6I3yw</a></p> <p>Talk about the story and talk about what happened to the character throughout the story. Talk about the end of the story; why can humpty dumpty fly now? What has happened?</p> <p>Can you make and decorate your own paper aeroplanes?</p>	<p><b>This week we are introducing the sounds t and p.</b></p> <p>Please watch the following link to make sure that you are correctly saying the new sound:  <a href="https://www.youtube.com/watch?v=BqhXUW_v-1s">https://www.youtube.com/watch?v=BqhXUW_v-1s</a></p> <p>Watch the following link for the jolly phonics song and sing together:  <a href="https://www.youtube.com/watch?v=hlQ5L9xgU4g">https://www.youtube.com/watch?v=hlQ5L9xgU4g</a></p>	<p>Please access your school jam app and play some games which you have access to. (see letter sent from school which will contain the details that you need.)</p>	 <p>t-t-2548983-guy-fawkes-story-powerpoint (</p> <p>Talk to your children about bonfire night and the reason it is celebrated. (there is a power point attached if needed)</p>	<p>Following the following link to access some fitness activities:  <a href="https://www.youtube.com/watch?v=o1kpXFfar34&amp;feature=youtu.be">https://www.youtube.com/watch?v=o1kpXFfar34&amp;feature=youtu.be</a></p> <p><a href="https://www.bbcchildreninneed.co.uk/schools/primary-school/five-to-thrive-hub/">https://www.bbcchildreninneed.co.uk/schools/primary-school/five-to-thrive-hub/</a></p>

Home learning plan Autumn term November – December 2021

<p>Practise writing your name using the correct formation.</p>	<p>Go on a walk around your house or your area. Can you see anything that starts with a t or p? Can you say as many words as you can that start with either sound?</p> <p><a href="https://www.busythings.co.uk/play/">https://www.busythings.co.uk/play/</a> (early years- reception – literacy- phonics – phase 1 or phase 2 games) user name: home06980 password - pupil</p> <p>Practise forming the letters t and p. The following link shows the correct formation: <a href="https://linkpenfonts.co.uk/index.php?main_page=page&amp;id=35">https://linkpenfonts.co.uk/index.php?main_page=page&amp;id=35</a></p>		<p>Use paint/ glitter/ chalk to make your own bonfire picture or use paint to mix different colours to make a picture of bonfire night.</p> <p>Please see the following power point if you would also like to talk about Remembrance Day and make a poppy.</p>  <p>t-t-2548920--new-eyf s-all-about-remembra</p>	
--	--	--	---	--

**Week beginning 15/11/2021**

This week we are reading the ‘Gingerbread man.’

English	Phonics	Maths	Topic	Physical
<p>Read the story 'The gingerbread man' or watch using the following link: <a href="https://www.youtube.com/watch?v=HOuV6nWxO-w">https://www.youtube.com/watch?v=HOuV6nWxO-w</a></p> <p>Talk about the story together, can you think of a better way for the Gingerbread man to cross the lake? Draw some pictures to show your ideas.</p> <p>Use the pictures from the story to design your own gingerbread man, if you have some ingredients then you could bake one yourself.</p>	<p><b>This week we are introducing the sounds i and n.</b></p> <p>Please watch the following link to make sure that you are correctly saying the new sound: <a href="https://www.youtube.com/watch?v=BqhXUW_v-1s">https://www.youtube.com/watch?v=BqhXUW_v-1s</a></p> <p>Watch the following link for the jolly phonics song and sing together: <a href="https://www.youtube.com/watch?v=hIQ5L9xgU4g">https://www.youtube.com/watch?v=hIQ5L9xgU4g</a></p> <p>Go on a walk around your house or your area. Can you see anything that starts with a i or n? Can you say as many words as you can that start with either sound?</p> <p><a href="https://www.busythings.co.uk/play/">https://www.busythings.co.uk/play/</a> (early years- reception – literacy- phonics – phase 1 or phase 2 games) user name: home06980 password - pupil</p> <p>Practise forming the letters i and n. The following link shows the correct formation: <a href="https://linkpenfonts.co.uk/index.php?main_page=page&amp;id=35">https://linkpenfonts.co.uk/index.php?main_page=page&amp;id=35</a></p>	<p>Please access your school jam app and play some games which you have access to.</p> <p>(see letter sent from school which will contain the details that you need.)</p>	<p>Make some finger puppets of the story characters and retell the story.</p> <p>Can you draw or make using junk modelling a boat or bridge to help the gingerbread man cross the river?</p> <p>Play with different objects in the bath, what would be good for the gingerbread man to travel in? Which objects float and which sink?</p>	<p>Visit the ‘sticky kids’ you tube channel and choose your child’s favourite song to get active. (We have been using these in school)</p> <p><a href="https://www.youtube.com/channel/UC4u3fUr5gb7MrMLzi6j2UA">https://www.youtube.com/channel/UC4u3fUr5gb7MrMLzi6j2UA</a></p> <p>Choose a ‘wake up with Joe’ exercise video to follow.</p> <p><a href="https://www.youtube.com/watch?v=I9sciRMnE1c">https://www.youtube.com/watch?v=I9sciRMnE1c</a></p>

Home learning plan Autumn term November – December 2021

**Week beginning 22/11/2021**

This week we are reading the story ‘Goldilocks and the three bears.’

English	Phonics	Maths	Topic	Physical
<p>Read the story 'Goldilocks and the three bears' or watch using the following link:  <a href="https://www.youtube.com/watch?v=xTdxF6YVRfU">https://www.youtube.com/watch?v=xTdxF6YVRfU</a></p> <p>Talk about the story: do you think Goldilocks was a good or bad character?</p> <p>Draw some pictures from the story to show what happened in the story in order.</p>	<p><b>This week we are introducing the sounds m and d.</b></p> <p>Please watch the following link to make sure that you are correctly saying the new sound:  <a href="https://www.youtube.com/watch?v=BqhXUW_v-1s">https://www.youtube.com/watch?v=BqhXUW_v-1s</a></p> <p>Watch the following link for the jolly phonics song and sing together:  <a href="https://www.youtube.com/watch?v=hIQ5L9xgU4g">https://www.youtube.com/watch?v=hIQ5L9xgU4g</a></p> <p>Practise forming the letters i and n. The following link shows the correct formation:  <a href="https://linkpenfonts.co.uk/index.php?main_page=page&amp;id=35">https://linkpenfonts.co.uk/index.php?main_page=page&amp;id=35</a></p> <p>Draw some pictures of things you know begin with either m or d.</p>	<p>Please access your school jam app and play some games which you have access to.</p> <p>(see letter sent from school which will contain the details that you need.)</p>	<p>Make some porridge together and add different toppings to a small amount such as chocolate spread, jam, nuts, fruit etc. What is your favourite flavour?</p> <p>Make finger puppets or masks and retell some of the Goldilocks and the three bears story.</p> <p>Can you collect some things from around the house and sort them depending on size, thinking about things that are large, medium size or small?</p> <p>Make some creative pictures using paint, chalk or crayons to make the 3 bears or Goldilocks.</p>	<p>Choose some yoga that you would like to join in with:  <a href="https://www.youtube.com/user/cosmickidsyoga">https://www.youtube.com/user/cosmickidsyoga</a></p>

**Week beginning 29/11/2021**

This week we are continuing to learn about bears and will be reading ‘We are going on a bear hunt.’

English	Phonics	Maths	Topic	Physical
<p>Watch Michael Rosen act read and act out the story of ‘We’re going on a bear hunt’  <a href="https://www.youtube.com/watch?v=0gyl6ykDwds">https://www.youtube.com/watch?v=0gyl6ykDwds</a></p> <p>You could join in with some of the actions!</p> <p>Talk about what happened in the story; where did they go? What sounds did they make?</p> <p>Can you draw a picture from your favourite part of the story?</p>	<p><b>This week we are introducing the sounds g and o.</b></p> <p>Please watch the following link to make sure that you are correctly saying the new sound:  <a href="https://www.youtube.com/watch?v=BqhXUW_v-1s">https://www.youtube.com/watch?v=BqhXUW_v-1s</a></p> <p>Watch the following link for the jolly phonics song and sing together:  <a href="https://www.youtube.com/watch?v=hIQ5L9xgU4g">https://www.youtube.com/watch?v=hIQ5L9xgU4g</a></p> <p>Practise forming the letters g and o. The following link shows the correct formation:  <a href="https://linkpenfonts.co.uk/index.php?main_page=page&amp;id=35">https://linkpenfonts.co.uk/index.php?main_page=page&amp;id=35</a></p>	<p>Please access your school jam app and play some games which you have access to.</p> <p>(see letter sent from school which will contain the details that you need.)</p>	<p>Paint or collage a picture of a bear. Can you use a fork to add some texture into paint or scrunch your paper?</p> <p>Find out some facts about real bears:  <a href="https://www.youtube.com/watch?v=54CDgurNMSI">https://www.youtube.com/watch?v=54CDgurNMSI</a>  <a href="https://www.youtube.com/watch?v=xAJgJR2rroM">https://www.youtube.com/watch?v=xAJgJR2rroM</a></p> <p>You could have a go at drawing a real bear in their natural habitat.</p>	<p>Complete some just dance for kids dances; here are some of our favourites:  <a href="https://www.youtube.com/watch?v=ziLHZekbMUo">https://www.youtube.com/watch?v=ziLHZekbMUo</a>  <a href="https://www.youtube.com/watch?v=mYLhX6aJ32o">https://www.youtube.com/watch?v=mYLhX6aJ32o</a>  <a href="https://www.youtube.com/watch?v=Jf_dEcgeJWo">https://www.youtube.com/watch?v=Jf_dEcgeJWo</a></p>

Home learning plan Autumn term November – December 2021

	<p>Play some games on busy things or phonics play selecting phase 2 and the sounds we have already learnt.  <a href="https://www.busythings.co.uk/play/#">https://www.busythings.co.uk/play/#</a>                  (early years- reception – literacy- phonics – phase 1 or phase 2 games) user name: home06980 password - pupil  <a href="https://www.phonicsplay.co.uk/">https://www.phonicsplay.co.uk/</a></p>			
--	---	--	--	--

**Week beginning 6/12/2021**

This week we are going to read the ‘Jolly postman.’







English	Phonics	Maths	Topic	Physical
<p>Read or watch the story of the Jolly Christmas postman.  <a href="https://www.youtube.com/watch?v=vjLoKup6y_4">https://www.youtube.com/watch?v=vjLoKup6y_4</a>                      Talk together about what happened in the story. Watch postman pat to find out more about postmen and the post office.  <a href="https://www.youtube.com/watch?v=aKBfoF8OdFo">https://www.youtube.com/watch?v=aKBfoF8OdFo</a></p>	<p><b>This week we are introducing the sounds c and K.</b>                      Please watch the following link to make sure that you are correctly saying the new sound:  <a href="https://www.youtube.com/watch?v=BqhXUW_v-1s">https://www.youtube.com/watch?v=BqhXUW_v-1s</a>                      Watch the following link for the jolly phonics song and sing together:  <a href="https://www.youtube.com/watch?v=hIQ5L9xgU4g">https://www.youtube.com/watch?v=hIQ5L9xgU4g</a>                      Practise forming the letters c and k. The following link shows the correct formation:  <a href="https://linkpenfonts.co.uk/index.php?main_page=page&amp;id=35">https://linkpenfonts.co.uk/index.php?main_page=page&amp;id=35</a>                      Play some games on busy things or phonics play selecting phase 2 and the sounds we have already learnt.  <a href="https://www.busythings.co.uk/play/#">https://www.busythings.co.uk/play/#</a>                      (early years- reception – literacy- phonics – phase 1 or phase 2 games) user name: home06980 password - pupil  <a href="https://www.phonicsplay.co.uk/">https://www.phonicsplay.co.uk/</a></p>	<p>Please access your school jam app and play some games which you have access to.                      (see letter sent from school which will contain the details that you need.)</p>	<p>Watch ‘Come outside’ to see the journey of a letter.  <a href="https://www.youtube.com/watch?v=AZOAgqrW0GU">https://www.youtube.com/watch?v=AZOAgqrW0GU</a>                      Can you think of someone you have not been able to visit for a while?                      Write them a letter or draw them a picture and when you can, post it for the postman to take to them.</p>	<p>Can you think of someone you have not been able to visit for a while? Write them a letter or draw them a picture and when you can, post it for the postman to take to them.                      Can you make a Christmas card or a Christmas decoration to go onto your tree?                      Make some finger puppets using the characters from the story. Use your own toys to make up a new adventure for the postman.</p>

**Week beginning 13/12/2021 and 20/12/2021**

This week we will be completing some Christmas activities and reading some Christmas stories.

English	Phonics	Maths	Topic	Physical
<p>Share Christmas stories and draw your favourite part. Label it by sounding out the words and spelling phonetically or even write a simple sentence about the story. Here are some online stories.</p>	<p>Practise some of the sounds we have learnt this half term (all detailed in the phonics sections above.)                      Look at the following links to practise blending words together and identifying the missing sound:</p>	<p>Please access your school jam app and play some games which you have access to.</p>	<p>Watch ‘The Snowman.’  <a href="https://www.youtube.com/watch?v=nGmOiccZFJM">https://www.youtube.com/watch?v=nGmOiccZFJM</a></p>	<p>. Visit the ‘sticky kids’ you tube channel and choose your child’s favourite song to get active. (We have been using these in school)</p>

# Home learning plan Autumn term November – December 2021

<p><a href="https://www.youtube.com/watch?v=WlJ0vMeiPgE">https://www.youtube.com/watch?v=WlJ0vMeiPgE</a> The Night Before Christmas</p> <p><a href="https://www.youtube.com/watch?v=20qDBmpaKBE">https://www.youtube.com/watch?v=20qDBmpaKBE</a> Threadbear</p> <p><a href="https://www.youtube.com/watch?v=qhflzw9Gf6Q">https://www.youtube.com/watch?v=qhflzw9Gf6Q</a> Stickman</p> <p>Write a letter or list to Santa. Encourage your child to say the word they want and spell it phonetically.</p>	<p> t-l-527222-christmas-missing-phoneme:</p> <p> t-t-2544592-christmas-cvc-words-readin</p> <p>Play some games on busy things or phonics play selecting phase 2 and the sounds we have already learnt. <a href="https://www.busythings.co.uk/play/#">https://www.busythings.co.uk/play/#</a> (early years- reception – literacy- phonics – phase 1 or phase 2 games) user name: home06980 password - pupil <a href="https://www.phonicsplay.co.uk/">https://www.phonicsplay.co.uk/</a></p>	<p>(see letter sent from school which will contain the details that you need.)</p>	<p>Make a snowman collage or paint a snowman</p> <p>Make your own Christmas decorations &amp; paper chains to decorate your house. (below are some pictures to give you some ideas.)</p>    	<p><a href="https://www.youtube.com/channel/UC4u3fUr5gb7MrMLzi6ij2UA">https://www.youtube.com/channel/UC4u3fUr5gb7MrMLzi6ij2UA</a></p> <p>Do the following exercise video: <a href="https://www.youtube.com/watch?v=Akebm29sp18">https://www.youtube.com/watch?v=Akebm29sp18</a></p> <p>Complete the kids bop dance challenge: <a href="https://www.youtube.com/watch?v=sHd2s_saYsQ">https://www.youtube.com/watch?v=sHd2s_saYsQ</a></p>
---	---	--	---	--